




disco-1970

#	1970	Age	Rate	Val(M)	DISCO70	1970 SALARY	AB	IP	POS	order	1970 WAR	future value	value-'71						
18	Renko, Steve	26	4.9	\$ 7,910	DET	\$ 5,933		222	P		Mon	0.6	\$ 49,800	\$ 9,060		bummedude.rick@gmail.com			
19	Monday, Rick	25	7.1	\$ 5,990	DET	\$ 7,139	376	0	CF		Oak	3.8	\$ 43,730	\$ 4,380		\$ 125,087.5	9		
20	Marshall, Mike	27	6.0	\$ 3,090	DET	\$ 2,915		70	P		Mon	0.0	\$ 39,950	\$ 3,590	DET	HISTORY	RANK	POS	AB
21	Buckner, Bill	21	1.5	\$ 350	DET	\$ 350	68	0	LF		LAD	-0.4	\$ 36,940	\$ 2,820	1960	80	6	1B	518
22	Gura, Larry	23	2.6	\$ 720	DET	\$ 720		38	P		ChC	0.7	\$ 33,690	\$ 350	1961	94	3	2B	530
23	Wilcox, Milt	20	5.0	\$ 770	DET	\$ 770		22	P		Cin	0.5	\$ 30,250	\$ 1,110	1962	87	5	3B	610
24	Freehan, Bill	29	4.9	\$ 4,320	DET	\$ 7,106	395	0	C		Det	2.9	\$ 23,600	\$ 7,270	1963	86	6	C	996
25	Dyer, Duffy	25	2.6	\$ 840	DET	\$ 660	148	0	C		NYM	0.2	\$ 12,760	\$ 1,420	1964	102	1	CF	1299
26	Brown, Gates	31	3.3	\$ 950	DET	\$ 950	124	0	LF		Det	-0.3	\$ 8,160	\$ 3,170	1965	102	2	LF	563
27	Grant, Mudcat	35	6.8	\$ 6,060	DET	\$ 4,545		135	P		Oak	4.8	\$ (2,900)	\$ 3,160	1966	104	1	RF	467
1	Kelly, Pat	26	4.3	\$ 4,350	KC	\$ 5,500	452	0	RF	1	KC	1.1	\$ 24,820	\$ 2,540	1967	95	3	SS	529
2	Foy, Joe	27	3.9	\$ 3,010	KC	\$ 4,529	322	0	3B	2	NYM	1.9	\$ (1,710)	\$ 1,300	1968	104	1		5512
3	Piniella, Lou	27	4.6	\$ 5,130	KC	\$ 6,138	542	0	LF	3	KC	0.9	\$ 27,010	\$ 3,080	1969	90	6		
4	Repoz, Roger	30	5.0	\$ 4,470	KC	\$ 3,353	407	0	cf	4	Cal	1.9	\$ (1,250)	\$ 2,870	avg	94.4	3		
5	Edwards, Johnny	32	3.8	\$ 3,720	KC	\$ 5,214	458	0	C	5	Hou	1.0	\$ 6,030	\$ 2,390	future	\$ 921,560	1		
6	Lefebvre, Jim	28	4.2	\$ 2,820	KC	\$ 3,080	314	0	2B	6	LAD	0.6	\$ 1,790	\$ 3,330	ab	5512	7		
7	Alley, Gene	30	4.2	\$ 3,770	KC	\$ 2,332	426	0	SS	7	Pit	1.8	\$ 3,840	\$ 3,190	ip	1854	1		
8	Taylor, Carl	26	3.8	\$ 2,080	KC	\$ 3,688	245	0	1b	8	StL	0.6	\$ 980	\$ 350	age	26.3	3		
9	Fitzmorris, Al	24	4.4	\$ 3,730	KC	\$ 3,650		117	P	cl	KC	0.6	\$ 37,830	\$ 4,520	WAR	70.1	1		
10	Drago, Dick	25	4.5	\$ 7,590	KC	\$ 7,711	240	0	P	s1	KC	2.5	\$ 32,970	\$ 8,030	1970	108	1		
11	Rooker, Jim	28	4.9	\$ 7,290	KC	\$ 5,819	203	0	P	s2	KC	1.5	\$ 45,530	\$ 1,410	1971 value	\$ 138,130	1		
12	Brunet, George	35	4.4	\$ 4,330	KC	\$ 4,851		134	P	s3	Was	0.0	\$ (3,980)	\$ 350					
13	Hannan, Jim	30	4.2	\$ 3,790	KC	\$ 5,467		128	P	s4	Was	0.0	\$ (3,060)	\$ 730					
14	LaRoche, Dave	22	3.6	\$ 1,280	KC	\$ 1,280		49	P		Cal	0.4	\$ 25,270	\$ 2,760					
15	Burgmeier, Tom	27	5.1	\$ 2,420	KC	\$ 1,815		68	P		KC	0.7	\$ 19,260	\$ 3,850					
16	Nelson, Roger	26	0.1	\$ 350	KC	\$ 6,171		9	P		KC	-0.5	\$ 14,260	\$ 920					
17	Hand, Rich	22	4.6	\$ 5,120	KC	\$ 5,120		159	P		Cle	2.4	\$ 4,530	\$ 1,220					
18	Voss, Bill	27	4.5	\$ 1,840	KC	\$ 3,157	181	0	RF		Cal	0.5	\$ 3,640	\$ 2,270					
19	Jackson, Sonny	26	4.0	\$ 2,940	KC	\$ 2,640	328	0	SS		Atl	0.3	\$ 3,290	\$ 4,130	KC	HISTORY	RANK	POS	AB
20	Moses, Jerry	24	4.6	\$ 3,020	KC	\$ 2,600	315	0	C		Bos	0.4	\$ 1,480	\$ 1,280	1960	0		1B	825
21	Pagan, Jose	35	4.9	\$ 2,390	KC	\$ 3,388	230	0	3B		Pit	0.7	\$ 280	\$ 1,290	1961	0		2B	314
22	Lopez, Marcelino	27	6.1	\$ 2,680	KC	\$ 2,420	60	0	P		Bal	1.2	\$ (270)	\$ 2,060	1962	0		3B	562
23	Smith, Willie	31	2.9	\$ 1,000	KC	\$ 1,502	167	0	1B		ChC	-0.4	\$ (300)	\$ 350	1963	0		C	773
24	Salmon, Chico	30	3.9	\$ 1,390	KC	\$ 1,276	172	0	SS		Bal	0.3	\$ (340)	\$ 350	1964	0		CF	407
25	Hansen, Ron	32	8.3	\$ 1,900	KC	\$ 1,529	91	0	SS		NYM	1.6	\$ (780)	\$ 770	1965	0		LF	542
26	Browne, Byron	28	4.3	\$ 2,540	KC	\$ 2,540	270	0	RF		Phi	-0.3	\$ (1,590)	\$ 600	1966	0		RF	903
27	Willis, Ron	27	4.1	\$ 1,730	KC	\$ 1,730		56	P		SD	-0.2	\$ (1,730)		1967	0		SS	1017
28	Humphreys, Bob	35	4.9	\$ 1,860	KC	\$ 3,157		52	P		Mil	1.1	\$ (1,860)		1968	0			5333
29	Bunker, Wally	25	4.6	\$ 3,990	KC	\$ 3,990		121	P		KC	0.5	\$ (3,390)	\$ 600	1969	86	8		
30	Horton, Tony	26	3.9	\$ 3,420	KC	\$ 3,420	413	0	1B		Cle	0.7	\$ (3,420)		avg	86.0	8		
31	Janeski, Gerry	24	3.7	\$ 5,570	KC	\$ 5,570		205	P		CWS	0.3	\$ (3,900)	\$ 1,320	future	\$ 225,230	19		
1	Parker, Wes	31	7.8	\$ 10,550	LAD	\$ 7,887	614	0	1B	1	LAD	5.2	\$ 2,500	\$ 6,840	ab	5333	11		
2	Otis, Amos	23	7.3	\$ 9,840	LAD	\$ 7,380	620	0	CF	2	KC	4.1	\$ 58,730	\$ 8,210	ip	1603	7		
3	Smith, Reggie	25	6.3	\$ 7,710	LAD	\$ 9,482	580	0	rf	3	Bos	6.7	\$ 64,730	\$ 8,480	age	27.8	10		
4	Bailey, Bob	28	7.3	\$ 6,030	LAD	\$ 3,982	352	0	3B	4	Mon	4.4	\$ 21,430	\$ 5,810	WAR	24.1	20		
5	May, Carlos	22	4.8	\$ 5,920	LAD	\$ 5,984	555	0	LF	5	CWS	1.9	\$ 24,910	\$ 6,430	1970	63	20		
6	Sizemore, Ted	25	5.5	\$ 3,980	LAD	\$ 6,028	340	0	2B	6	LAD	1.5	\$ 33,430	\$ 4,170	1971 value	\$ 57,860	20		
7	Sudakis, Bill	24	5.4	\$ 3,240	LAD	\$ 4,290	269	0	C	7	LAD	1.6	\$ 3,470	\$ 630					
8	Wills, Maury	38	3.7	\$ 4,110	LAD	\$ 4,422	522	0	SS	8	LAD	1.8	\$ 6,990	\$ 5,360					
9	Wood, Wilbur	29	5.7	\$ 4,820	LAD	\$ 5,940		121	P	CL	CWS	2.5	\$ 86,990	\$ 15,840					
10	Sutton, Don	25	4.3	\$ 7,960	LAD	\$ 12,056	260	0	P	s1	LAD	1.1	\$ 103,780	\$ 11,610					
11	Osteen, Claude	31	4.6	\$ 8,340	LAD	\$ 13,651	258	0	P	s2	LAD	1.4	\$ 29,520	\$ 8,280					
12	Foster, Alan	24	4.1	\$ 5,900	LAD	\$ 3,080	198	0	P	s3	LAD	0.1	\$ 16,710	\$ 6,400	LAD	HISTORY	RANK	POS	AB
13	Gentry, Gary	24	5.6	\$ 7,550	LAD	\$ 10,175	188	0	P	s4	NYM	1.8	\$ 9,250	\$ 7,730	1960	76	9	1B	614
14	Garvey, Steve	22	2.9	\$ 560	LAD	\$ 650	93	0	3B		LAD	-0.2	\$ 64,140	\$ 1,790	1961	72	9	2B	340
15	Singer, Bill	26	6.9	\$ 4,960	LAD	\$ 12,590	106	0	P		LAD	1.8	\$ 46,070	\$ 6,450	1962	109	1	3B	445
16	Russell, Bill	22	4.5	\$ 2,600	LAD	\$ 1,925	278	0	RF		LAD	2.0	\$ 38,200	\$ 1,460	1963	103	2	C	635
17	Downing, Al	29	5.0	\$ 4,950	LAD	\$ 4,620	135	0	P		Mil	0.9	\$ 28,990	\$ 10,130	1964	92	4	CF	620
18	Crawford, Willie	24	3.6	\$ 2,330	LAD	\$ 3,740	299	0	RF		LAD	1.2	\$ 25,680	\$ 3,120	1965	102	2	LF	664
19	Joshua, Von	22	3.2	\$ 710	LAD	\$ 710	109	0	LF		LAD	0.2	\$ 15,700	\$ 350	1966	96	4	RF	1273
20	Duncan, Dave	25	5.0	\$ 2,460	LAD	\$ 1,845	232	0	C		Oak	1.2	\$ 14,690	\$ 4,300	1967	72	14	SS	523
21	Grieve, Tom	22	2.7	\$ 670	LAD	\$ 670	116	0	RF		Was	-0.7	\$ 13,810		1968	80	9		5113
22	McLain, Denny	26	3.8	\$ 2,540	LAD	\$ 2,540	91	0	P		Det	0.6	\$ 4,430	\$ 5,200	1969	88	7		
23	Torborg, Jeff	29	3.5	\$ 1,010	LAD	\$ 539	134	0	C		LAD	0.3	\$ 2,410	\$ 480	avg	89.0	5		
24	Chance, Dean	29	4.2	\$ 4,820	LAD	\$ 3,729	157	0	P		Cle	0.7	\$ (2,080)	\$ 2,740	future	\$ 714,480	2		
5	Tovar, Cesar	30	5.7	\$ 7,990	MIN	\$ 6,831	650	0	lf	1	Min	3.6	\$ 22,100	\$ 6,730	ab	5113	14		
6	Carew, Rod	25	7.2	\$ 2,810	MIN	\$ 5,709	191	0	2B	2	Min	2.1	\$ 78,220	\$ 5,430	ip	1515	11		
7	Oliva, Tony	30	7.6	\$ 9,750	MIN	\$ 9,713	628	0	RF	3	Min	7.0	\$ 10,130	\$ 6,750	age	26.0	2		
8	Killebrew, Harmon	34	6.8	\$ 8,740	MIN	\$ 13,332	527	0	1b	4	Min	4.9	\$ 11,310	\$					

disc-1970

#	1970	Age	Rate	Val(M)	DISCO70	1970 SALARY	AB	IP	POS	order	1970 WAR	future value	value-'71						
14	Coleman,Joe	23	4.9	\$ 7,610	NYM	\$ 9,097		218	P	s4	Was	1.6	\$ 51,520	\$ 11,380					
15	Singleton,Ken	23	4.3	\$ 1,950	NYM	\$ 1,890	198	0	LF		NYM	1.0	\$ 70,320	\$ 3,290					
16	Kranepool,Ed	26	1.8	\$ 350	NYM	\$ 2,351	47	0	1B		NYM	-0.4	\$ 24,220	\$ 4,690					
17	Campbell,Dave	28	3.2	\$ 3,950	NYM	\$ 3,950	581	0	2B		SD	0.5	\$ 5,520	\$ 2,770					
18	Swoboda,Ron	26	3.4	\$ 1,890	NYM	\$ 3,256	245	0	RF		NYM	0.2	\$ 4,310	\$ 2,270					
19	Laboy,Coco	31	1.9	\$ 1,780	NYM	\$ 4,414	432	0	3B		Mon	-2.6	\$ 380	\$ 880					
20	Weis,Al	32	2.0	\$ 490	NYM	\$ 1,089	121	0	2B		NYM	-0.4	\$ 210	\$ 350					
21	Fernandez, Frank	27	4.7	\$ 2,630	NYM	\$ 4,147	252	0	C		Oak	1.8	\$ (1,570)	\$ 710					
22	Koonce,Cal	30	5.6	\$ 3,860	NYM	\$ 2,101		98	P		Bos	1.5	\$ (3,470)	\$ 390					
23	Vance,Sandy	23	5.7	\$ 4,650	NYM	\$ 4,650		115	P		LAD	1.3	\$ (3,950)	\$ 350					
1	White,Roy	27	6.9	\$ 9,480	NY	\$ 8,569	609	0	LF	1	NY	6.8	\$ 53,090	\$ 8,930					
2	Boswell,Ken	24	3.4	\$ 2,630	NY	\$ 3,872	351	0	2B	2	NYM	0.8	\$ 8,140	\$ 3,790					
3	Cater,Danny	30	4.6	\$ 5,430	NY	\$ 4,631	582	0	1B	3	NY	2.1	\$ 2,420	\$ 2,960					
4	Murcer,Bobby	24	6.5	\$ 8,530	NY	\$ 6,237	581	0	CF	4	NY	4.3	\$ 65,740	\$ 12,820					
5	Pepitone,Joe	30	4.9	\$ 4,960	NY	\$ 5,962	492	0	1B	5	Hou	1.3	\$ 3,290	\$ 5,250					
6	Menke,Denis	30	6.6	\$ 8,470	NY	\$ 7,161	562	0	2B	6	Hou	3.9	\$ 2,890	\$ 3,880					
7	Boyer,Clete	33	3.8	\$ 3,790	NY	\$ 5,489	475	0	3B	7	Atl	1.3	\$ (2,680)	\$ 1,110					
8	Casanova,Paul	29	3.7	\$ 2,400	NY	\$ 1,969	328	0	C	8	Was	0.9	\$ 1,360	\$ 1,530					
9	Aker,Jack	30	6.3	\$ 2,990	NY	\$ 2,816		70	P	cl	NY	2.4	\$ 4,490	\$ 1,700					
10	Stottlemyre,Mel	29	4.9	\$ 9,290	NY	\$ 12,650		271	P	s1	NY	3.3	\$ 37,010	\$ 11,750					
11	Peterson,Fritz	28	5.9	\$ 10,340	NY	\$ 12,793		260	P	s2	NY	3.8	\$ 21,210	\$ 9,280					
12	Bahnsen,Stan	26	4.5	\$ 7,340	NY	\$ 6,919		232	P	s3	NY	2.0	\$ 44,980	\$ 8,160					
13	Stoneman,Bill	26	4.0	\$ 6,200	NY	\$ 7,447		207	P	s4	Mon	0.2	\$ 28,900	\$ 11,370					
14	Stone,George	24	4.4	\$ 6,570	NY	\$ 6,017		207	P		Atl	1.8	\$ 14,560	\$ 5,580					
15	Kekich, Mike	25	3.3	\$ 2,500	NY	\$ 3,564		98	P		NY	-0.7	\$ 11,950	\$ 5,480					
16	Frisella,Danny	24	6.9	\$ 3,210	NY	\$ 3,210		65	P		NYM	1.2	\$ 9,780	\$ 3,360					
17	Woods,Ron	27	3.6	\$ 1,820	NY	\$ 1,365	226	0	RF		NY	1.0	\$ 7,880	\$ 1,930					
18	Hegan, Mike	28	4.7	\$ 5,040	NY	\$ 5,511	476	0	1B		NY	2.3	\$ 7,110	\$ 1,880					
19	Holt,Jim	26	3.4	\$ 2,240	NY	\$ 1,680	319	0	LF		Min	0.8	\$ 6,050	\$ 1,990					
20	Cumberland,John	23	5.7	\$ 2,960	NY	\$ 2,960		75	P		NY	0.4	\$ 4,970	\$ 6,870					
21	Bocabella,John	29	4.5	\$ 1,350	NY	\$ 1,013	145	0	1B		Mon	1.4	\$ 3,500	\$ 910					
22	Lyttle,Jim	24	5.0	\$ 1,360	NY	\$ 1,020	126	0	RF		NY	0.5	\$ 2,880	\$ 390					
23	Kenney, Jerry	25	3.0	\$ 2,690	NY	\$ 4,103	404	0	SS		NY	1.4	\$ 2,230	\$ 3,480					
24	Mikkelsen,Pete	31	6.1	\$ 2,580	NY	\$ 3,553		62	P		LAD	1.1	\$ 1,080	\$ 2,220					
25	Gibbs,Jake	32	6.6	\$ 2,040	NY	\$ 1,738	153	0	C		NY	1.9	\$ (780)	\$ 1,170					
26	Bouton,Jim	31	4.2	\$ 2,390	NY	\$ 4,488		73	P		Hou	-0.8	\$ (1,770)						
1	Campaneris,Bert	28	5.9	\$ 7,390	OAK	\$ 5,467	603	0	SS	1	Oak	5.8	\$ 32,360	\$ 4,480					
2	Briggs,Johnny	26	4.5	\$ 3,340	OAK	\$ 4,466	341	0	LF	2	Phi	1.7	\$ 24,590	\$ 5,490					
3	Bando,Sal	26	6.4	\$ 7,900	OAK	\$ 12,606	502	0	3B	3	Oak	6.2	\$ 52,600	\$ 7,910					
4	Judson,Reggie	24	4.8	\$ 4,700	OAK	\$ 10,709	426	0	RF	4	Oak	2.2	\$ 68,660	\$ 8,590					
5	Rudi,Joe	24	6.4	\$ 4,600	OAK	\$ 3,450	350	0	LF	5	Oak	2.2	\$ 49,400	\$ 4,740					
6	Clarke,Horace	30	3.8	\$ 5,250	OAK	\$ 8,129	686	0	2B	6	NY	0.2	\$ 11,310	\$ 5,640					
7	Haller, Tom	33	5.5	\$ 3,840	OAK	\$ 5,291	325	0	C	7	LAD	2.5	\$ (320)	\$ 2,430					
8	Ellis,John	22	4.5	\$ 2,150	OAK	\$ 2,150	226	0	1B	8	NY	0.5	\$ 16,620	\$ 2,130					
9	Romo,Vicente	27	3.9	\$ 3,120	OAK	\$ 4,807		108	P	cl	Bos	1.2	\$ 5,220	\$ 2,820					
10	Selma,Dick	27	6.5	\$ 5,990	OAK	\$ 8,756		134	P	cl	Phi	5.2	\$ (1,450)	\$ 600					
11	Hunter,Catfish	24	4.6	\$ 8,530	OAK	\$ 8,360	262	0	P	s1	Oak	1.0	\$ 77,050	\$ 10,530					
12	Krauss,Lew	27	3.8	\$ 5,960	OAK	\$ 4,147	216	0	P	s2	NY	0.0	\$ 3,440	\$ 5,670					
13	Veale,Bob	35	5.2	\$ 7,750	OAK	\$ 8,470	202	0	P	s3	Pit	1.0	\$ (4,260)	\$ 800					
14	Odom,Blue Moon	25	4.8	\$ 5,500	OAK	\$ 10,318		156	P	s4	Oak	0.1	\$ 14,990	\$ 4,110					
15	Blue,Vida	21	8.5	\$ 2,530	OAK	\$ 1,898		38	P		Oak	0.8	\$ 90,180	\$ 16,620					
16	Tenace,Gene	24	8.2	\$ 2,150	OAK	\$ 2,150	105	0	C		Oak	1.8	\$ 59,120	\$ 2,720					
17	Green,Dick	29	2.5	\$ 2,080	OAK	\$ 5,453	384	0	2B		Oak	-0.2	\$ 7,970	\$ 4,950					
18	Locker,Bob	32	5.4	\$ 3,370	OAK	\$ 3,740	88	0	P		Oak	0.6	\$ 7,300	\$ 2,490					
19	Harmon,Terry	26	3.7	\$ 1,040	OAK	\$ 1,925	129	0	SS		Phi	-0.2	\$ 5,830	\$ 1,370					
20	Hart,Jim Ray	29	4.6	\$ 2,590	OAK	\$ 1,991	255	0	3B		SF	0.4	\$ 2,050	\$ 550					
21	Cox,Casey	29	3.6	\$ 4,900	OAK	\$ 4,900		192	P		Was	-0.9	\$ 1,060	\$ 3,770					
22	Hamilton,Steve	35	5.0	\$ 1,670	OAK	\$ 2,200		48	P		NY	0.7	\$ 310	\$ 1,630					
23	Renick,Rick	26	4.1	\$ 1,620	OAK	\$ 1,122	179	0	3B		Min	1.0	\$ (670)	\$ 380					
24	Ferrara,Al	31	4.5	\$ 3,750	OAK	\$ 4,653	372	0	LF		SD	1.0	\$ (3,750)	\$ 350					
1	Wynn,Jim	28	7.7	\$ 9,880	PHI	\$ 13,541	554	0	CF	1	HOU	4.9	\$ 30,610	\$ 2,810					
2	Callison,Johnny	31	4.9	\$ 5,150	PHI	\$ 7,150	477	0	RF	2	ChC	0.9	\$ (20)	\$ 2,070					
3	Carbo,Bernie	23	8.2	\$ 7,620	PHI	\$ 7,620	365	0	LF	3	Cin	4.5	\$ 23,550	\$ 3,060					
4	Cepeda,Orlando	33	6.9	\$ 8,300	PHI	\$ 6,611	567	0	1B	4	Atl	3.8	\$ 690	\$ 2,650					
5	Money,Don	23	6.3	\$ 6,100	PHI	\$ 3,718	447	0	3B	5	Phi	3.5	\$ 41,580	\$ 3,370					
6	Taylor,Tony	35	5.7	\$ 5,400	PHI	\$ 4,675	439	0	2B	6	Phi	2.6	\$ 6,320	\$ 2,700					
7	Hendricks,Ellie	30	4.7	\$ 3,290	PHI	\$ 4,125	322	0	C	7	BAL	1.6	\$ 6,160	\$ 3,250					
8	Bowa,Larry	25	3.0	\$ 3,310	PHI	\$ 3,350	547	0	SS	8	Phi	-0.7	\$ 43,690	\$ 5,260					
9	Hall, Tom	23	8.3	\$ 8,660	PHI	\$ 5,401		155	P	cl	Min	3.9	\$ 8,820	\$ 5,080					
10	Abernathy,Ted	37	5.7	\$ 3,520	PHI	\$ 3,201		83	P	cl	KC	2.2	\$ 2,430	\$ 3,350					
11	Wise,Rick	25	4.5	\$ 7,210	PHI	\$ 8,261		220	P	s1	Phi	2.7	\$ 70,290	\$ 9,660					
12	Bunning,Jim	39	4.7	\$ 7,420	PHI	\$ 7,700		219	P	s2	Phi	3.1	\$ (4,860)	\$ 2,560					
13	Short,Chris	33	4.8	\$ 6,890	PHI	\$ 6,910		199	P	s3	Phi	2.7	\$ 4,670	\$ 4,670					
14	Jackson,Grant	28	3.6																

disco - 1970

#	1970	Age	Rate	Val(M)	DISCO70	1970 SALARY	AB	IP	POS	order	1970	WAR	future value	value-'71					
20	Woodward, Woody	28	2.6	\$ 1,470	PIT	\$ 2,442	264	0	SS		Cin	X 0.5	\$ 3,110	\$ 2,290					
21	Gladning, Fred	34	3.8	\$ 2,080	PIT	\$ 2,277		71	P		Hou	X 0.1	\$ 1,660	\$ 1,380					
22	Aspromonte, Bob	32	2.5	\$ 670	PIT	\$ 1,089	127	0	3B		Atl	X -0.9	\$ 1,230	\$ 1,900					
23	Martin, J.C.	34	2.5	\$ 480	PIT	\$ 480	77	0	C		ChC	X -0.4	\$ 1,210	\$ 1,340					
24	Keough, Joe	24	5.7	\$ 2,280	PIT	\$ 1,710	183	0	1B		KC	X 1.4	\$ 510	\$ 2,010					
25	Waslewski, Gary	29	5.3	\$ 3,000	PIT	\$ 3,000	79	0	P		NYN	X 1.1	\$ (560)	\$ 1,070					
26	Wert, Don	32	2.9	\$ 2,310	PIT	\$ 2,310	363	0	3B		Det	X -1.6	\$ (1,610)	\$ 350					
27	Crider, Jerry	29	3.3	\$ 2,170	PIT	\$ 2,170	91	0	P		CWS	X 0.4	\$ (2,170)						
28	Brabender, Gene	29	4.1	\$ 4,030	PIT	\$ 4,030	128	0	P		Mil	X -1.5	\$ (4,030)						
1	Mota, Manny	32	4.4	\$ 4,030	SD	\$ 3,355	417	0	LF	1	LAD	2.9	\$ 8,220	\$ 2,310					
2	Northrup, Jim	31	4.9	\$ 5,420	SD	\$ 8,723	504	0	CF	2	Det	1.6	\$ 12,610	\$ 5,440					
3	Brown, Ollie	26	5.1	\$ 5,660	SD	\$ 6,237	534	0	RF	3	SD	3.0	\$ 9,420	\$ 4,790					
4	McMullen, Ken	28	4.1	\$ 4,380	SD	\$ 8,745	481	0	3B	4	Cal	2.4	\$ 12,550	\$ 6,370					
5	Fairly, Ron	32	7.1	\$ 6,480	SD	\$ 4,411	385	0	1B	5	Mon	4.1	\$ 27,980	\$ 6,180					
6	Leon, Eddie	24	3.8	\$ 4,520	SD	\$ 3,390	549	0	SS	6	Cle	1.5	\$ 2,870	\$ 2,940					
7	Kubiak, Ted	28	3.8	\$ 4,590	SD	\$ 2,750	540	0	2B	7	Mil	X -0.3	\$ 4,430	\$ 3,160					
8	Bateman, John	30	3.1	\$ 3,350	SD	\$ 2,513	520	0	C	8	Mon	1.8	\$ 1,030	\$ 2,720					
9	Perranoski, Ron	34	5.3	\$ 4,170	SD	\$ 6,721		111	P	CL	Min	2.3	\$ (1,570)	\$ 1,540					
10	Dobson, Pat	28	4.4	\$ 7,970	SD	\$ 5,978		251	P	s1	SD	2.4	\$ 47,080	\$ 11,040					
11	Kirby, Clay	22	4.0	\$ 6,320	SD	\$ 9,306		214	P	s2	SD	X 1.1	\$ 31,410	\$ 11,400					
12	Coombs, Danny	28	4.9	\$ 6,690	SD	\$ 5,018		188	P	s3	SD	3.1	\$ (5,690)	\$ 1,000					
13	Roberts, Dave	26	5.5	\$ 6,900	SD	\$ 5,175		181	P	s4	SD	3.0	\$ 54,130	\$ 11,850					
14	Morales, Jerry	21	0.9	\$ 350	SD	\$ 350	58	0	LF		SD	X -0.3	\$ 30,240	\$ 350					
15	Lockwood, Skip	24	3.8	\$ 4,830	SD	\$ 3,623		173	P		Mil	X 1.3	\$ 29,790	\$ 7,030					
16	Griffin, Tom	22	3.7	\$ 3,150	SD	\$ 5,800		111	P		Hou	X -0.3	\$ 25,040	\$ 670					
17	Johnson, Bart	20	3.9	\$ 2,610	SD	\$ 1,958		89	P		CWS	X 0.3	\$ 21,280	\$ 6,080					
18	Mingori, Steve	26	2.9	\$ 430	SD	\$ 430		20	P		Cle	0.4	\$ 19,620	\$ 2,770					
19	Doyle, Denny	26	2.4	\$ 2,070	SD	\$ 2,070	413	0	2B		Phi	X -1.8	\$ 17,920	\$ 2,190					
20	Sanders, Ken	29	8.3	\$ 4,960	SD	\$ 4,960		92	P		Mil	4.6	\$ 14,420	\$ 5,430					
21	Hargan, Steve	28	7.5	\$ 7,040	SD	\$ 4,367		142	P		Cle	4.2	\$ 14,150	\$ 2,520					
22	Reichardt, Rick	27	4.1	\$ 2,530	SD	\$ 4,763	283	0	LF		Was	1.5	\$ 6,840	\$ 4,290					
23	Alou, Jesus	28	3.5	\$ 3,230	SD	\$ 2,387	458	0	RF		Hou	X 0.5	\$ 4,880	\$ 2,900					
24	Richert, Pete	31	5.3	\$ 1,930	SD	\$ 2,365		54	P		Bal	2.3	\$ 3,530	\$ 880					
25	Hopkins, Gail	27	5.8	\$ 3,580	SD	\$ 4,576	287	0	1B		CWS	X 0.4	\$ 2,260	\$ 3,950					
26	Blasingame, Wade	27	5.5	\$ 2,930	SD	\$ 2,198		77	P		Hou	1.4	\$ 2,080	\$ 4,640					
27	Hague, Joe	26	4.8	\$ 4,840	SD	\$ 3,630	451	0	1B		StL	X 1.0	\$ 2,020	\$ 3,710					
28	Banks, Ernie	39	3.7	\$ 1,770	SD	\$ 1,770	222	0	1B		ChC	X -0.2	\$ (1,300)	\$ 470					
29	Knoop, Bobby	32	3.8	\$ 3,190	SD	\$ 2,310	402	0	2B		CWS	X -0.5	\$ (1,560)	\$ 920					
1	Mays, Willie	39	8.2	\$ 9,360	SF	\$ 6,072	478	0	CF	1	SF	5.2	\$ 5,740	\$ 9,780					
2	Henderson, Ken	24	6.1	\$ 7,640	SF	\$ 5,730	554	0	LF	2	SF	4.1	\$ 26,970	\$ 6,940					
3	Bonds, Bobby	24	6.9	\$ 9,870	SF	\$ 10,384	663	0	RF	3	SF	5.2	\$ 62,460	\$ 10,420					
4	McCovey, Willie	32	8.9	\$ 12,970	SF	\$ 18,260	495	0	1B	4	SF	6.8	\$ 30,380	\$ 6,190					
5	Rader, Doug	26	5.1	\$ 6,340	SF	\$ 5,973	576	0	3B	5	Hou	3.6	\$ 33,130	\$ 5,220					
6	Hunt, Ron	29	5.3	\$ 4,500	SF	\$ 6,281	367	0	2B	6	SF	X 1.1	\$ 16,800	\$ 7,070					
7	Huntman, Ed	24	6.1	\$ 3,900	SF	\$ 2,585	297	0	C	7	CWS	2.0	\$ 14,860	\$ 3,200					
8	Lanier, Hal	28	2.3	\$ 2,080	SF	\$ 2,948	438	0	SS	8	SF	X -2.0	\$ (130)	\$ 1,210					
9	Fisher, Eddie	34	5.2	\$ 4,590	SF	\$ 2,904		130	P	CL	Cal	1.3	\$ 6,260	\$ 4,720					
10	Perry, Gaylord	32	6.1	\$ 13,630	SF	\$ 13,299		328	P	s1	SF	7.6	\$ 94,750	\$ 10,840					
11	Marichal, Juan	33	4.6	\$ 7,970	SF	\$ 12,309	242	0	SF	2	SF	2.8	\$ 17,540	\$ 11,380					
12	Robertson, Rich	26	3.8	\$ 5,320	SF	\$ 3,990		183	P	s3	SF	X 0.3	\$ (3,330)	\$ 1,990					
13	Wilson, Don	25	4.8	\$ 6,520	SF	\$ 8,866	184	0	P	s4	Hou	2.0	\$ 43,300	\$ 11,870					
14	Bryant, Ron	23	4.5	\$ 3,190	SF	\$ 2,393		96	P		SF	0.7	\$ 23,990	\$ 4,370					
15	Sadecki, Ray	30	4.2	\$ 4,180	SF	\$ 4,312	138	0	P		NYM	X 0.2	\$ 22,640	\$ 6,530					
16	Rojas, Cookie	31	2.8	\$ 2,430	SF	\$ 2,376	431	0	2B		KC	X -0.2	\$ 19,020	\$ 5,110					
17	Ray, Jim	26	4.4	\$ 3,250	SF	\$ 4,004		105	P		Hou	3.0	\$ 7,010	\$ 4,100					
18	Linzey, Frank	30	4.3	\$ 2,740	SF	\$ 4,257		87	P		StL	0.7	\$ 3,900	\$ 2,110					
19	Marshall, Dave	27	3.6	\$ 1,450	SF	\$ 1,936	189	0	RF		NYM	X 0.0	\$ 2,430	\$ 1,880					
20	Hiatt, Jack	28	4.4	\$ 2,280	SF	\$ 2,838	221	0	C		ChC	0.7	\$ 1,170	\$ 2,620					
21	Lasher, Fred	29	4.0	\$ 2,070	SF	\$ 1,553		66	P		Cle	X -0.7	\$ (1,720)	\$ 350					
22	Herbel, Ron	32	4.5	\$ 4,030	SF	\$ 2,926		124	P		SD	X -0.4	\$ (2,920)	\$ 1,110					
1	Tolan, Bobby	25	6.8	\$ 8,770	STL	\$ 9,262	589	0	CF	1	Cin	5.4	\$ 9,540						
2	Javier, Julian	34	2.7	\$ 2,810	STL	\$ 4,571	513	0	2B	2	STL	X -0.3	\$ (450)	\$ 1,890					
3	Spiezio, Ed	29	6.0	\$ 4,260	STL	\$ 3,586	316	0	3B	3	SD	X 2.8	\$ 1,440	\$ 2,000					
4	Epstein, Mike	27	6.1	\$ 6,010	STL	\$ 9,284	430	0	1B	4	Was	2.0	\$ 11,160	\$ 5,400					
5	Alyea, Brant	30	5.0	\$ 2,770	STL	\$ 2,684	258	0	LF	5	Min	1.8	\$ (2,090)	\$ 680					
6	Simmons, Ted	21	3.7	\$ 2,300	STL	\$ 2,140	284	0	C	6	StL	X 0.3	\$ 69,120	\$ 5,670					
7	Hinton, Chuck	36	5.7	\$ 2,440	STL	\$ 1,830	195	0	RF	7	Cle	X 1.1	\$ (1,240)	\$ 1,200					
8	Maxvill, Dal	31	2.6	\$ 2,290	STL	\$ 2,255	399	0	SS	8	StL	X 0.4	\$ 4,130	\$ 2,430					
9	Hoerner, Joe	34	4.3	\$ 1,750	STL	\$ 1,936		57	P	cl	Phi	2.4	\$ 4,620	\$ 2,800					
10	Carlton, Steve	26	5.1	\$ 9,270	STL	\$ 11,748		253	P	s1	StL	4.2	\$ 88,210	\$ 8,890					
11	Torrez, Mike	24	5.3	\$ 7,180	STL	\$ 4,048		199	P	s2	StL	1.7	\$ 63,270	\$ 720					
12	Gibson, Bob	35	7.6	\$ 15,340	STL	\$ 16,896		274	P	s3	StL	8.9	\$ 27,170	\$ 10,200					
13	Nash, Jim	25	4.6	\$ 7,150	STL	\$ 4,048		212	P	s4	Atl	2.7	\$ (2,460)	\$ 2,960					
14	B																		

Disco-1970

#	1970	Age	Rate	Val(M)	DISCO70	1970 SALARY	AB	IP	POS	order	1970 WAR	future value	value-'71						
20	Strohmayr,John	24	3.7	\$ 2,150		\$ 2,150		76	P		Mon	X -0.5	\$ 7,470	\$ 3,100					
21	Allen,Lloyd	20	4.0	\$ 680		\$ 680		24	P		Cal	X 0.4	\$ 6,940	\$ 3,680					
22	Barber,Steve	22	2.8	\$ 580		\$ 580		27	P		Min	X -0.4	\$ 6,720	\$ 1,980					
23	Gallagher,Al	25	3.7	\$ 2,290		\$ 2,290	282	0	3B		SF	X 0.7	\$ 5,750	\$ 3,810					
24	Colbert,Vince	25	2.2	\$ 530		\$ 530		31	P		Cle	X -0.8	\$ 5,560	\$ 4,190					
25	Ford,Ted	23	2.1	\$ 350		\$ 350	46	0	RF		Cle	X -0.3	\$ 5,480	\$ 700					
26	Pena,Orlando	37	3.1	\$ 790		\$ 790		37	P		Pit	X -0.2	\$ 5,430	\$ 360					
27	McKinney,Rich	24	1.9	\$ 490		\$ 490	119	0	3B		CWS	X -0.9	\$ 5,420	\$ 3,510					
28	Wilson,Bill	28	3.7	\$ 1,600		\$ 1,600		58	P		Phi	X 0.1	\$ 5,250	\$ 2,550					
29	Bradford,Buddy	26	2.3	\$ 1,250		\$ 1,250	254	0	CF		Cle	X -0.5	\$ 5,190	\$ 810					
30	Hahn,Don	22	4.1	\$ 1,470		\$ 1,470	149	0	LF		Mon	X 0.4	\$ 4,740	\$ 1,510					
31	Heise,Bob	23	2.2	\$ 690		\$ 690	154	0	SS		SF	X -0.5	\$ 4,730	\$ 1,110					
32	Jeter,Johnny	26	2.8	\$ 760		\$ 760	126	0	LF		Pit	X -0.1	\$ 4,350	\$ 870					
33	Kealey,Steve	23	3.3	\$ 460		\$ 460		21	P		Cal	X -0.1	\$ 4,220	\$ 2,380					
34	Morales,Rich	27	1.7	\$ 390		\$ 390	112	0	SS		CWS	X -1.3	\$ 4,160	\$ 1,780					
35	Alvarado,Luis	21	2.4	\$ 900		\$ 900	183	0	3B		Bos	X 0.2	\$ 4,030	\$ 1,360					
36	Hovley,Steve	26	2.5	\$ 1,260		\$ 1,260	235	0	RF		Mil	X -0.5	\$ 3,120	\$ 350					
37	Allen,Bernie	31	4.7	\$ 2,790		\$ 2,790	261	0	2B		Was	X 1.0	\$ 3,020	\$ 2,920					
38	Hennigan,Phil	24	3.4	\$ 1,800		\$ 1,800		71	P		Cle	X 0.7	\$ 2,980	\$ 1,820					
39	Gagliano,Phil	29	1.1	\$ 350		\$ 350	72	0	2B		ChC	X -0.6	\$ 2,910	\$ 1,070					
40	Crosby,Ed	21	3.5	\$ 690		\$ 690	95	0	SS		StL	X 0.4	\$ 2,500						
41	Beauchamp,Jim	31	3.0	\$ 570		\$ 570	84	0	LF		StL	X -0.1	\$ 2,210	\$ 1,230					
42	Butler,Bill	23	4.4	\$ 4,470		\$ 4,470		140	P		KC	X 1.4	\$ 2,100	\$ 1,040					
43	McQueen,Mike	20	3.6	\$ 1,770		\$ 1,770		66	P		Atl	X -0.6	\$ 2,020	\$ 1,660					
44	May,Jerry	27	3.8	\$ 1,200		\$ 1,200	139	0	C		Pit	X 0.5	\$ 1,860	\$ 2,030					
45	Hershberger,Mike	31	2.8	\$ 580		\$ 580	98	0	RF		Mil	X -0.5	\$ 1,630	\$ 2,210					
46	Leonhard,Dave	29	1.8	\$ 390		\$ 390		28	P		Bal	X -0.4	\$ 1,550	\$ 1,590					
47	Kilkenny,Mike	25	3.6	\$ 3,520		\$ 3,520		129	P		Det	X -0.1	\$ 1,490	\$ 2,860					
48	Pitlock,Skip	23	3.5	\$ 2,300		\$ 2,300		87	P		SF	X 0.8	\$ 1,440						
49	Gibbon,Joe	35	3.4	\$ 1,070		\$ 1,070		41	P		Pit	X -0.5	\$ 1,260	\$ 1,980					
50	Heidemann,Jack	21	2.5	\$ 2,360		\$ 2,360	445	0	SS		Cle	X -2.1	\$ 1,190	\$ 890					
51	Floyd,Bobby	27	5.5	\$ 540		\$ 540	45	0	SS		KC	X 0.1	\$ 1,180	\$ 350					
52	Corrales,Pat	29	2.1	\$ 470		\$ 470	106	0	C		Cin	X 0.2	\$ 1,000	\$ 350					
53	Howard,Larry	25	5.1	\$ 970		\$ 970	88	0	C		Hou	X 0.9	\$ 950	\$ 470					
54	Manuel,Charlie	26	1.7	\$ 350		\$ 350	64	0	LF		Min	X -0.6	\$ 950	\$ 350					
55	Brown,Larry	30	4.0	\$ 1,370		\$ 1,370	155	0	SS		Cle	X 0.2	\$ 710	\$ 810					
56	Cowan,Billy	32	4.3	\$ 1,200		\$ 1,200	134	0	RF		Cal	X 0.5	\$ 650	\$ 1,500					
57	Reynolds,Tommie	29	2.3	\$ 570		\$ 570	120	0	RF		Cal	X 0.2	\$ 600	\$ 450					
58	Stone,Ron	28	3.9	\$ 2,760		\$ 2,760	321	0	LF		Phi	X -0.6	\$ 570	\$ 1,490					
59	James,Cleo	30	3.2	\$ 1,240		\$ 1,240	176	0	CF		ChC	X -0.9	\$ 560	\$ 1,450					
60	Brown,Oscar	24	8.2	\$ 920		\$ 920	47	0	CF		Atl	X 0.2	\$ 560	\$ 350					
61	Baker,Frank	24	3.6	\$ 910		\$ 910	117	0	SS		NYN	X 0.9	\$ 500	\$ 670					
62	Schofield,Dick	35	2.1	\$ 650		\$ 650	139	0	2B		Bos	X -0.8	\$ 390	\$ 520					
63	Ruiz,Chico	32	3.0	\$ 690		\$ 690	107	0	3B		Cal	X 0.2	\$ 360	\$ 350					
64	Ramirez,Milt	20	1.5	\$ 350		\$ 350	79	0	SS		StL	X -0.7	\$ 350	\$ 350					
65	Slocum,Ron	25	1.1	\$ 350		\$ 350	71	0	C		SD	X -0.1	\$ 350	\$ 350					
66	Gibson,Russ	31	2.5	\$ 360		\$ 360	69	0	C		SF	X -0.3	\$ 340	\$ 350					
67	Fiore,Mike	26	1.9	\$ 530		\$ 530	122	0	1B		KC	X -1.0	\$ 170	\$ 350					
68	McGinn,Dan	27	3.3	\$ 3,390		\$ 3,390	130	P			Mon	X -1.5	\$ 120	\$ 1,890					
69	Allen,Hank	30	2.8	\$ 600		\$ 600	99	0	CF		Mil	X -0.4	\$ 100						
70	Austin,Rick	24	3.4	\$ 1,710		\$ 1,710	67	P			Cle	X 0.2	\$ 50	\$ 350					
71	Blanco,Ossie	25	1.6	\$ 350		\$ 350	66	0	1B		CWS	X -0.7	\$ -						
72	Campanis,Jim	26	1.8	\$ 350		\$ 350	54	0	C		KC	X -0.6	\$ -						
73	Driscoll,Jim	26	2.2	\$ 350		\$ 350	52	0	2B		Oak	X -0.6	\$ -						
74	Hutto,Jim	23	1.8	\$ 350		\$ 350	92	0	LF		Phi	X -0.3	\$ -						
75	Jaster,Larry	26	1.5	\$ 350		\$ 350	22	P			Atl	X -0.4	\$ -						
76	Nagelson,Russ	26	1.6	\$ 350		\$ 350	56	0	RF		Det	X -0.4	\$ -						
77	Pavletich,Don	32	1.3	\$ 350		\$ 350	65	0	1B		Bos	X -0.7	\$ -	\$ 350					
78	Jones,Dalton	27	4.1	\$ 1,790		\$ 1,790	191	0	2B		Det	X 0.1	\$ (70)	\$ 1,060					
79	LaRussa,Tony	26	3.3	\$ 770		\$ 770	106	0	2B		Oak	X -0.2	\$ (70)	\$ 350					
80	Monteagudo,Aurelio	27	4.7	\$ 870		\$ 870		27	P		KC	X 0.4	\$ (90)						
81	Cline,Ty	31	5.1	\$ 790		\$ 790	65	0	CF		Cin	X 0.7	\$ (90)	\$ 700					
82	Smith,Bernie	29	4.6	\$ 790		\$ 790	76	0	RF		Mil	X 0.5	\$ (90)	\$ 350					
83	Magnuson,Jim	24	3.3	\$ 1,050		\$ 1,050		44	P		CWS	X -0.1	\$ (100)	\$ 520					
84	Robles,Rafael	23	2.6	\$ 470		\$ 470	89	0	SS		SD	X -0.3	\$ (120)						
85	Wynne,Billy	27	2.4	\$ 830		\$ 830		44	P		CWS	X -0.3	\$ (130)	\$ 350					
86	Lamb,John	24	4.6	\$ 990		\$ 990		32	P		Pit	X 0.8	\$ (180)	\$ 350					
87	Doyle,Paul	31	2.5	\$ 910		\$ 910		49	P		Cal	X -0.8	\$ (210)						
88	Pena,Jose	28	3.7	\$ 1,550		\$ 1,550		57	P		LAD	X -0.4	\$ (220)	\$ 980					
89	Webster,Ray	28	3.9	\$ 960		\$ 960	116	0	1B		SD	X -0.1	\$ (260)	\$ 350					
90	Donaldson,John	27	3.4	\$ 640		\$ 640	89	0	2B		Oak	X 0.4	\$ (290)						
91	Garrido,Gil	29	2.5	\$ 1,880		\$ 1,880	367	0	SS		Atl	X -0.1	\$ (320)	\$ 800					
92	Spence,Bob	24	3.7	\$ 1,020		\$ 1,020	129	0	1B		CWS	X -0.3	\$ (320)	\$ 350					
93	Alcaraz,Luis	29	1.4	\$ 350		\$ 350	120	0	2B		KC	X -1.0	\$ (350)						
94	Bates,Del	30	1.3	\$ 350		\$ 350	60	0	C		Phi	X -0.6	\$ (350)						
95	Klimchuck,Lou	31	1.3	\$ 350		\$ 350	56	0	1B		Cle	X -0.5	\$ (350)						
96	Marone,Lou	25	0.0	\$ 350		\$ 350		2	P		Pit	X 0.0	\$ (350)						
97	Phillips,Ed	26	1.8	\$ 350		\$ 350		23	P		Bos	X -0.1	\$ (350)						
98	Reid,Scott	23	2.0	\$ 350		\$ 350	49	0	CF		Phi	X -0.2	\$ (350)						
99	Szotkiewicz,Ken	23	1.9	\$ 350		\$ 350	84	0	SS		Det	X -0.1	\$ (350)						
100	Taylor,Hawk	31	1.6	\$ 350		\$ 350	55	0	C		KC	X -0.4	\$ (350)						
101	Burda,Bob	32	3.0	\$ 1,580		\$ 1,580	245	0	RF		Mil	X -0.6	\$ (360)	\$ 850					
102	Rollins,Rich	32	2.5	\$ 360		\$ 360	68	0	3B		Cle	X 0.0	\$ (360)						
103	Compton,Mike	26	1.7	\$ 390		\$ 390	110	0	C		Phi	X -0.9	\$ (390)						
104	O'Riley,Don	25	2.2	\$ 390		\$ 390		23	P		KC	X -0.1	\$ (390)						
105	Sparma,Joe	28	1.7	\$ 410		\$ 410		29	P		Mon	X -0.6	\$ (410)						
106	Lampard,Keith	25	2.8	\$ 420		\$ 420	72	0	LF		Hou	X 0.2	\$ (420)						
107	Matias,John	26	1.8	\$ 420		\$ 420	117	0	1B		CWS	X -1.5	\$ (420)						
108	Kelly,Van	24	2.2	\$ 440		\$ 440	89	0	3B		SD	X 0.0	\$ (440)						
109	Edwards,Doc	34	3.1	\$ 510		\$ 510	78	0	C		Phi	X -0.5	\$ (510)						
110	Joseph,Rick	31	2.2	\$ 510	</														

disco-1970

#	1970	Age	Rate	Val(M)	DISCO70	1970 SALARY	AB	IP	POS	order	1970	WAR	future value	value-'71						
127	Ratloff,Paul	26	5.0	\$ 1,640		\$ 1,640	149	0	C		Min	X 1.0	\$ (760)	\$ 530						
128	Campisi,Sal	28	2.8	\$ 1,110		\$ 1,110		49	P		StL	X 1.3	\$ (760)	\$ 350						
129	Bertaina, Frank	26	3.2	\$ 760		\$ 760		31	P		StL	X 0.4	\$ (760)							
130	Goossen,Greg	25	4.1	\$ 770		\$ 770		83	0	1B	Mil	X -0.3	\$ (770)							
131	Hartenstein,Chuck	28	2.6	\$ 1,130		\$ 1,130		56	P		Pit	X -1.4	\$ (780)							
132	Azcue,Joe	31	3.0	\$ 2,160		\$ 2,160	351	0	C		Cal	X -0.5	\$ (790)							
133	Johnson, Frank	28	3.3	\$ 1,150		\$ 1,150	161	0	LF		SF	X 0.1	\$ (800)	\$ 350						
134	Roseboro,Johnny	37	4.0	\$ 810		\$ 810	86	0	C		Was	X -0.2	\$ (810)							
135	Spriggs, George	29	2.9	\$ 810		\$ 810	130	0	RF		KC	X -0.8	\$ (810)							
136	Wenz, Fred	29	3.6	\$ 810		\$ 810		30	P		Phi	X 0.3	\$ (810)							
137	Dukes, Tom	28	4.4	\$ 2,100		\$ 2,100		69	P		SD	X -0.2	\$ (830)	\$ 920						
138	Shannon, Mike	31	2.3	\$ 830		\$ 830	174	0	3B		StL	X -2.1	\$ (830)							
139	Ward, Pete	31	5.2	\$ 870		\$ 870	77	0	1B		NYW	X 0.4	\$ (870)							
140	Cardwell, Don	35	2.3	\$ 880		\$ 880		48	P		NYM	X -1.3	\$ (880)							
141	Cambria, Fred	22	3.6	\$ 910		\$ 910		33	P		Pit	X 0.3	\$ (910)							
142	Boswell, Dave	25	2.6	\$ 1,400		\$ 1,400		68	P		Min	X -1.8	\$ (930)	\$ 470						
143	Quilici, Frank	31	3.1	\$ 940		\$ 940	141	0	2B		Min	X -0.4	\$ (940)							
144	Such, Dick	26	2.5	\$ 990		\$ 990		50	P		Was	X -1.5	\$ (990)							
145	Patterson, Daryl	27	3.8	\$ 2,220		\$ 2,220		78	P		Det	X -0.1	\$ (1,030)	\$ 840						
146	McRae, Norm	23	4.3	\$ 1,030		\$ 1,030		31	P		Det	X 0.6	\$ (1,030)							
147	Sorrell, Bill	30	3.8	\$ 1,050		\$ 1,050	135	0	3B		KC	X -0.1	\$ (1,050)							
148	Staehle, Marv	28	2.5	\$ 1,760		\$ 1,760	321	0	2B		Mon	X -0.6	\$ (1,060)	\$ 350						
149	Weaver, Floyd	29	4.0	\$ 1,760		\$ 1,760		61	P		CWS	X 0.4	\$ (1,060)	\$ 350						
150	Severson, Rich	25	3.6	\$ 1,810		\$ 1,810	240	0	SS		KC	X 1.4	\$ (1,070)	\$ 370						
151	Tatum, Jarvis	24	2.8	\$ 1,070		\$ 1,070	181	0	CF		Cal	X 0.1	\$ (1,070)							
152	Reed, Bob	25	3.2	\$ 1,080		\$ 1,080		46	P		Det	X 0.3	\$ (1,080)							
153	Rittwage, Jim	26	5.7	\$ 1,120		\$ 1,120		26	P		Cle	X 0.4	\$ (1,120)							
154	Stange, Lee	34	3.0	\$ 1,180		\$ 1,180		49	P		Bos	X -1.0	\$ (1,180)							
155	Wagner, Gary	30	4.1	\$ 1,250		\$ 1,250		40	P		Bos	X 0.2	\$ (1,250)							
156	Nelson, Jim	23	4.5	\$ 2,240		\$ 2,240		68	P		Pit	X 0.5	\$ (1,380)	\$ 860						
157	Snyder, Russ	36	2.6	\$ 1,510		\$ 1,510	276	0	LF		Mil	X -1.6	\$ (1,510)							
158	Ellsworth, Dick	30	4.6	\$ 1,900		\$ 1,900		59	P		Cle	X 0.9	\$ (1,550)	\$ 350						
159	Nye, Rich	26	3.9	\$ 1,600		\$ 1,600		54	P		Mon	X 0.2	\$ (1,600)							
160	Maye, Lee	36	3.6	\$ 1,960		\$ 1,960	261	0	RF		Was	X -0.1	\$ (1,610)	\$ 350						
161	Higgins, Dennis	31	4.3	\$ 2,840		\$ 2,840		90	P		Cle	X 0.7	\$ (1,920)	\$ 350						
162	Murphy, Danny	28	3.2	\$ 1,940		\$ 1,940		80	P		CWS	X -0.9	\$ (1,940)							
163	Rodriguez, Roberto	29	4.1	\$ 2,160		\$ 2,160		72	P		ChC	X -1.5	\$ (2,160)							
164	Gutierrez, Cesar	27	3.1	\$ 2,660		\$ 2,660	415	0	SS		Det	X -2.0	\$ (2,310)	\$ 350						
165	McCormick, Mike	32	3.6	\$ 2,740		\$ 2,740		99	P		SF	X -1.2	\$ (2,390)	\$ 350						
166	Huntz, Steve	25	4.1	\$ 3,390		\$ 3,390	352	0	SS		SD	X 1.5	\$ (2,410)	\$ 630						
167	Wegener, Mike	24	4.1	\$ 3,160		\$ 3,160		104	P		Mon	X -0.8	\$ (3,160)							
168	Jones, Mack	32	6.3	\$ 4,210		\$ 4,210	271	0	LF		Mon	X 2.6	\$ (3,480)	\$ 700						
169	Moore, Barry	27	3.7	\$ 4,050		\$ 4,050		141	P		CWS	X -0.4	\$ (4,050)							
				\$ 2,380,590																
				\$ 2,462,060																
				\$ 4,053																
				\$ 127,680																